

MASTERVISION MODULAR SWITCHBOARDS

panel code	S-2-P2
part number	07-08-02035

CAUTION

1. Lethal voltages exist on your vessel. Make sure all shore power, onboard generating sources and batteries are disconnected before beginning installation of your electrical panel.
2. AC modules will have lethal voltages on the bus bars and terminals. The coating on these bars is for identification only and should not be relied on as an insulator. Additional safety enclosures may be required in some installations.
3. Make sure all AC modules are bonded to the ship's AC ground bus. When grouping modules together to form your panel, a single ground may be used. Use a resistance meter to verify ground to all modules.

SPECIFICATIONS

description:	AC selector switch 2 pos.
switch type:	Kraus & Naimer 32A
no. of poles:	2 pole
panel voltage:	230 V AC
backlight input voltage:	12 or 24 V DC
dimensions panel (wxh):	120 x 130 mm
panel depth:	80 mm

INSTALLATION INSTRUCTIONS

Install the panel

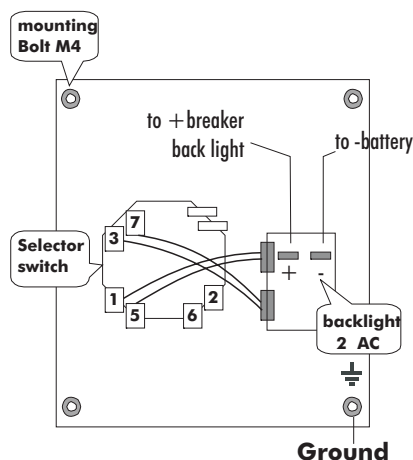
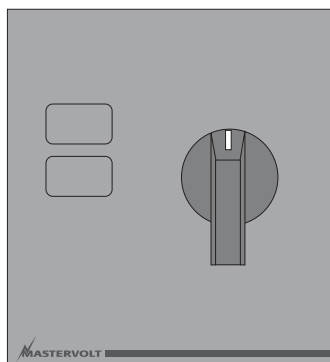
To install an individual module into a frame or bulkhead, secure the module in place using the M4 screws and O-rings supplied. Individual modules can be assembled into a single larger electrical panel using connector blocks (see drawing on the back of this sheet). Do not use connector blocks at the outside top or bottom edge. This is where the complete panel will be fastened to its frame or bulkhead.

Connect the backlight

The backlight module requires a 12 or 24 Volt power supply. The installation instructions are on the back of this sheet.

Fix the labels

The backlight module has to be removed to fix the labels. The labels are supplied on sheets of 143 labels. The labels are available in english, german, french and dutch. Follow the installation instructions on the back of this sheet.

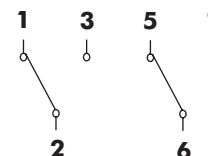


Positions:

L - N

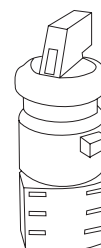
- 1 - 5 from shore
- 2 - 6 to ship
- 3 - 7 from inverter or genset

Connecting diagram:



SWITCH SPECIFICATIONS

Type:	Kraus & Naimer CA26-A221 Rotary Switch 2 pole 2 position (1-2)
Max. Current:	32 A
Part no.:	07-09-07230
Max. Voltage:	380V
Protection:	IP 65
Bracket:	48 x 48 mm



These products fully comply to the latest CE norms in force from Januari 1st 1996 and are produced to ISO 9001 standards.

ISO 9001 